

Anti-microbial, antioxidant potential of *Cassia fistula* and study their phytochemical assessments

Musarrat Sharif^{1*}, Farheen Ansari¹, Najam Ul Hassan²

¹Institute of Molecular Biology and Biotechnology, The University of Lahore, Lahore, Pakistan

²Department of Pharmacy, The University of Lahore, Lahore, Pakistan

Supplementary data file:

Table S1: Anti-bacterial activity of *Cassia fistula* plant by disc diffusion method (25 mg/1 mL DMSO) (10 μ L bacteria, 10 μ L extract)

Bacteria	Positive Control	Negative Control	Zones of inhibition(mm)			
			CF-01 (flowers)	CF-05 (leaves)	CF-09 (stems)	CF-13 (fruits)
<i>E. coli</i>	25	0	14	15	12	13
<i>S. typhi</i>	20	0	11	12	10	15
<i>K. pneumoniae</i>	20	0	13	14	11	12
<i>S. aureus</i>	15	0	16	15	10	13
<i>P. aeruginosa</i>	35	0	10	11	10	12
<i>B. cereus</i>	20	0	10	14	11	11

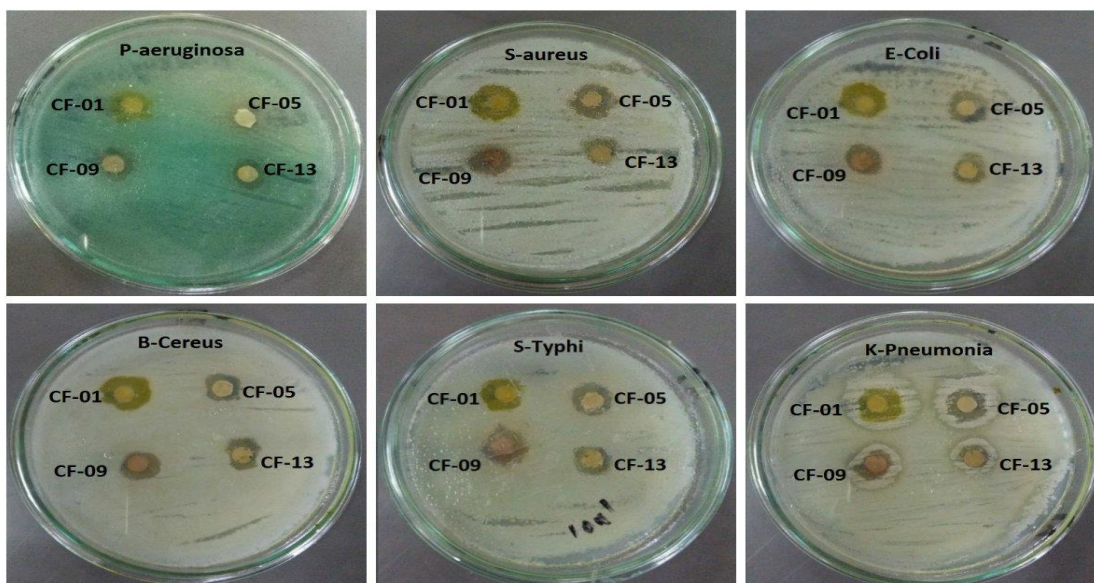


Fig. S1: The effect of *Cassia fistula* plant extracts against bacterial isolates by disc diffusion method at 25 mg/1 mL DMSO concentration with 10 μ L bacterial culture and 10 μ L extract

Table S2: Anti-bacterial activity of *Cassia fistula* plant by disc diffusion method (50 mg/1 mL DMSO) (10 μ L bacteria, 10 μ L extract).

Bacteria	Positive Control	Negative Control	Zones of inhibition(mm)			
			CF-01 (flowers)	CF-05 (leaves)	CF-09 (stems)	CF-13 (fruits)
<i>E. coli</i>	25	0	8	17	16	16
<i>S. typhi</i>	20	0	10	15	11	17
<i>K. pneumoniae</i>	20	0	9	13	7	14
<i>S. aureus</i>	15	0	8	10	10	16
<i>P. aeruginosa</i>	35	0	8	13	10	14
<i>B. cereus</i>	20	0	9	8	10	7

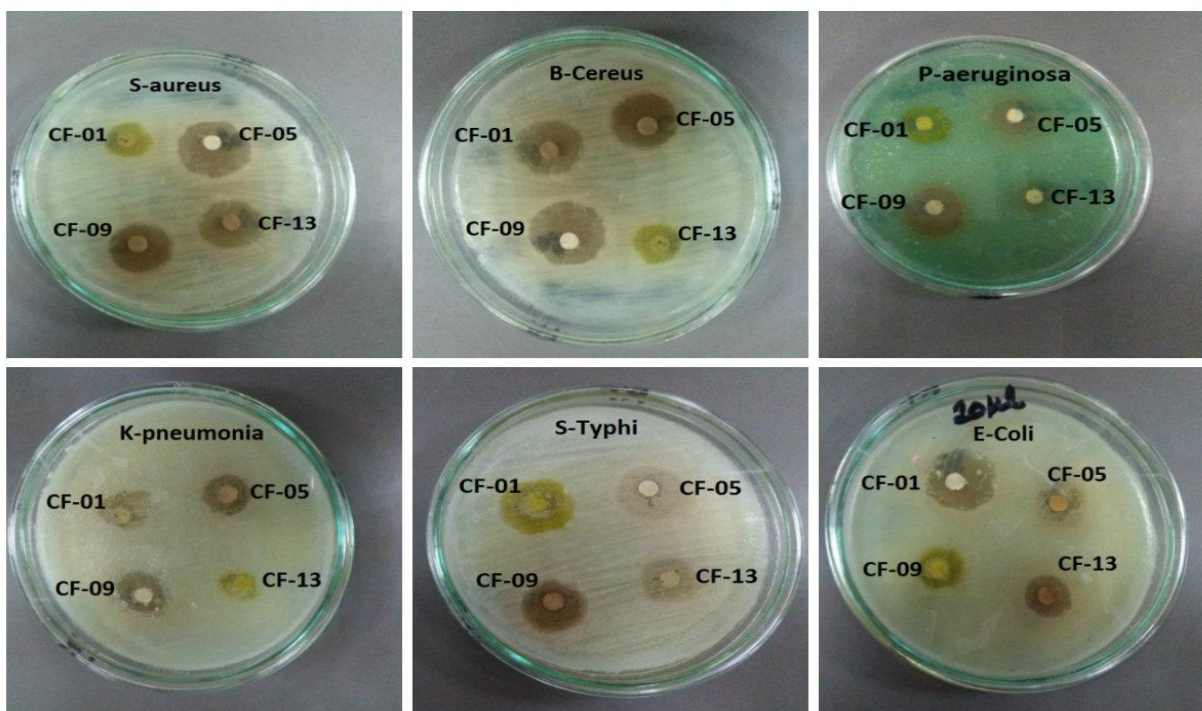


Fig. S2: The effect of *Cassia fistula* plant extracts against bacterial isolates by disc diffusion method at 50 mg/1 mL DMSO concentration with 10 μ L bacterial culture and 10 μ L extract.

Table S3: Anti-bacterial activity of *Cassia fistula* plant by well diffusion method (25 mg/1mL DMSO) (10 μ L bacteria, 20 μ L extract).

Bacteria	Positive Control	Negative Control	Zones of inhibition (mm)			
			CF-01 (flowers)	CF-05 (leaves)	CF-09 (stems)	CF-13 (fruits)
<i>E. coli</i>	25	0	8	8	8	9
<i>S. typhi</i>	20	0	10	8	9	8
<i>K. pneumoniae</i>	20	0	8	9	8	9
<i>S. aureus</i>	15	0	18	0	19	18
<i>P. aeruginosa</i>	35	0	0	0	0	0
<i>B. cereus</i>	20	0	10	11	9	12

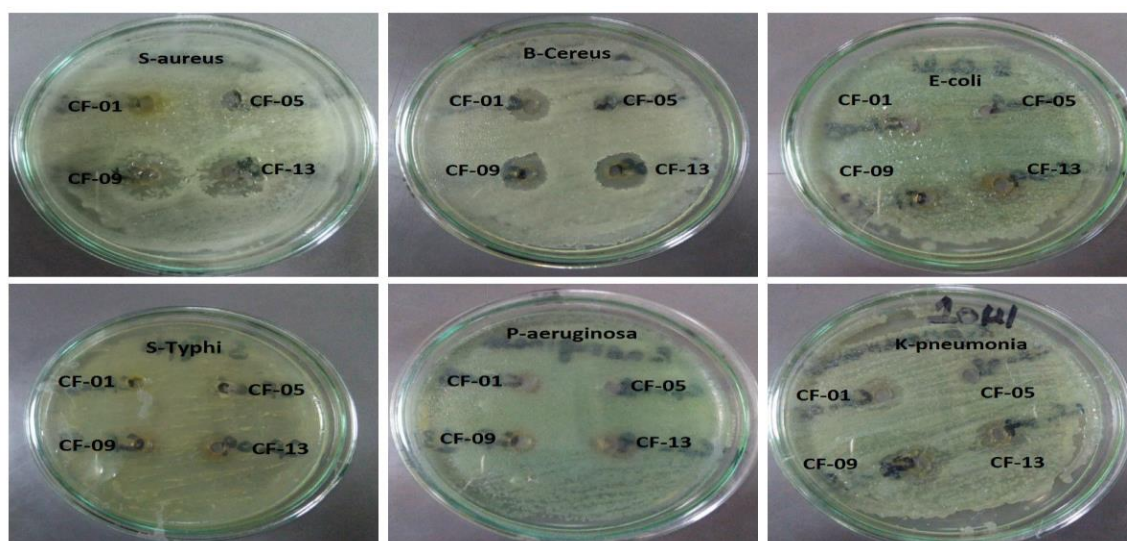


Fig. S3: The effect of *Cassia fistula* plant extracts against bacterial isolates by well diffusion at 25 mg/1mL DMSO concentration 10 μ L bacterial culture and 20 μ L extract.